

Foaming Bactericidal Cleaner



Product Usage Guide

Professional

BC010-75




Health & Safety

Please refer to relevant COSHH Safety Data Sheet



Scan for further product details



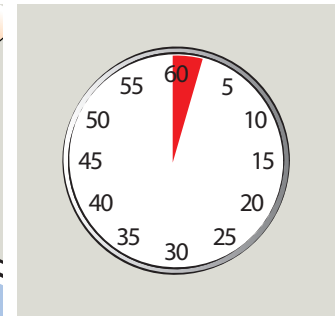
1 Use appropriate PPE as indicated in COSHH/REACH data.



2 Place Safety Signs.



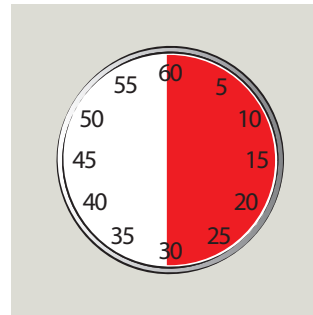
3 Spray surface.



4 Allow a few minutes contact time if required.



5 Wipe clean with damp cloth.



6 Let surface dry.



7 Remove Safety Signs.